

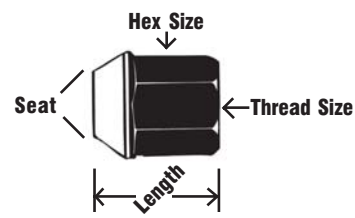
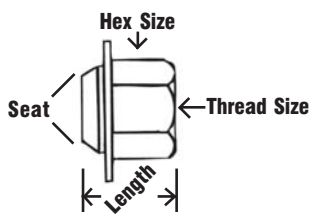
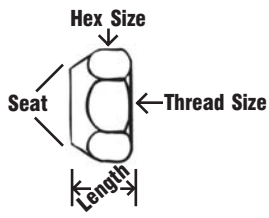
## Wheel Nut Torque Specifications

Make/Model	Description	Years	Torque
<b>BMW (continued)</b>			
524, 525, 528, 530, 533, 535, 540 Series	-	2003-80	88
633, 635 Series	-	1989-80	88
733, 735 Series	-	1992-80	88
740 Series	-	2001-94	88
745 Series	-	2003-02	103
750 Series	-	2001-88	88
760 Series	-	2003	103
840, 850 Series	-	1997-91	88
Alpina Roadster	-	2003	88
L, M, Z, Series	-	2003-86	88
Mini Cooper	-	2003-02	88
X5	-	2003-00	103
<b>BUICK</b>			
All Models	-	2003-76	100
<b>CADILLAC</b>			
Allante	-	1993-87	100
Catera	-	2001-97	80
Comm Chassis, Limo	-	2001-97	140
Comm Chassis, Limo	-	1996-76	100
CTS	-	2003-02	100
DeVille, Concours, Eldorado, Seville	-	2003-77	100
Escalade	-	2003-99	140
Fleetwood, Brougham	-	1999-77	100
<b>CHEVROLET</b>			
Beretta, Corsica	-	1996-87	100
Camaro	-	2002-89	100
Caprice, Impala	-	2003-91	100
Caprice, Impala	Sedan	1990-77	80
Caprice, Impala	Wagon	1990-77	100
Cavalier, Celebrity	-	2003-82	100
Corvette	-	2003-84	100
Lumina, Malibu	-	2003-90	100
Metro	-	1999	45
Monte Carlo	-	2002-97	76
<b>CHEVROLET/GMC TRUCK</b>			
Astro, Safari Van	-	2003-85	100
Avalanche, Denali	-	2003-01	140
Blazer, Jimmy, Tahoe, Yukon	-	2003-96	140
Blazer, Jimmy, Tahoe, Yukon	-	1995-92	120
Blazer, Jimmy, Tahoe, Yukon	-	1991-89	100
C, K Series Pickup	-	2000-96	140
C, K Series Pickup	DRW, HD, 5/8"	2000-96	175
C, K Series Pickup	DRW	1995-88	140
C, K Series Pickup	SRW	1995-88	120
Envoy, Trailblazer	-	2003-02	100
Express, Savana	-	2003-96	140
G Series Van	-	1999-96	140
G Series Van	1 Ton, DRW	1995-88	140
G Series Van	1 Ton, SRW	1995-88	120
G Series Van	1/2 & 3/4 Ton	1995-88	100
Lumina, Venture Van	-	2003-90	100
R, V Series Pickup	1 Ton, DRW	1991-89	125
R, V Series Pickup	1 Ton, SRW	1991-89	120
R, V Series Pickup	1/2 Ton	1991-89	100
R, V Series Pickup	3/4 Ton	1991-89	120
S Pickup, Blazer, Jimmy, Sonoma	-	2003-99	100
S Pickup, Blazer, Jimmy, Sonoma	-	1998-93	95
S Pickup, Blazer, Jimmy, Sonoma	-	1992-82	80
Silverado, Sierra	Exc. HD DRW 5/8"	2003-99	140
Silverado, Sierra	HD DRW 5/8"	2003-99	175
Suburban	-	2003-96	140
Suburban	-	1995-92	120
Suburban	1/2 Ton	1991-89	100
Suburban	3/4 Ton	1991-89	120
Tracker	-	2003-00	69
Tracker	-	1999-89	60
<b>CHRYSLER</b>			
300M, Concorde, LHS	-	2003-99	85-115
300M, Concorde, LHS	-	1998-93	95
Cirrus	-	2000-95	85-115
Fifth Avenue	-	1989-83	85
Imperial	-	1993-90	95
LeBaron, Town & Country	-	1988-84	95
LeBaron, Town & Country	-	1983-82	80
New Yorker	-	1996-83	95
New Yorker	-	1982-76	85

Make/Model	Description	Years	Torque
<b>CHRYSLER (continued)</b>			
Prowler	-	2002	100
PT Cruiser	-	2003-01	85-115
Sebring	Convertible & Sedan	2003-99	85-115
Sebring	Coupe	2003-99	65-80
Sebring	Convertible	1998-96	95
Sebring	Coupe & Sedan	1998-96	85-100
Town & Country Van, Voyager	-	2003-00	85-115
Town & Country Van, Voyager	-	1999	100
Town & Country Van, Voyager	-	1998-90	95
<b>DAEWOO</b>			
Lanos, Nubira	-	2002-99	88
Leganza	-	2002-99	81
<b>DODGE</b>			
Avenger	-	2000-99	65-80
Avenger	-	1998-95	85-100
Caravan, Grand Caravan	-	2003-00	85-115
Caravan, Grand Caravan	-	1999	100
Caravan, Grand Caravan	-	1998-85	95
Colt	-	1994-76	65-80
Daytona, Dynasty	-	1993-84	95
Intrepid	-	2003-99	85-115
Intrepid	-	1998-93	95
Neon	-	2003-00	85-115
Neon	-	1999	100
Neon	-	1990-84	95
Omni	-	1990-84	95
Shadow, Spirit	-	1994-87	95
Stealth	-	1996-91	85-100
Stratus	Coupe	2003-00	65-80
Stratus	Sedan	2003-00	85-115
Stratus	-	1999	100
Stratus	-	1998-95	95
Viper	-	2003-93	80-100
<b>DODGE TRUCK</b>			
B100, B150, B1500 Van	-	2003-02	80-110
B100, B150, B1500 Van	-	2001-98	85-115
B100, B150, B1500 Van	-	1997-95	80-110
B100, B150, B1500 Van	-	1994-72	105
B200, B250, B2500 Van	9/16" Studs	2003-99	120-150
B200, B250, B2500 Van	-	1998-95	85-115
B200, B250, B2500 Van	5/8" Studs	1994	175-225
B200, B250, B2500 Van	Exc. 5/8" Studs	1994	85-115
B200, B250, B2500 Van	-	1993-72	105
B300, B350, B3500 Van	9/16" Studs	2003-99	120-150
B300, B350, B3500 Van	5/8" Studs	1998-94	175-225
B300, B350, B3500 Van	Exc. 5/8" Studs	1998-94	85-115
B300, B350, B3500 Van	1/2" Studs	1993-79	105
B300, B350, B3500 Van	5/8" Flanged Studs	1993-79	300-350
B300, B350, B3500 Van	5/8" Non-Flanged Studs	1993-79	200
D, W100-150 Pickup	-	1993-72	105
D, W200-250 Pickup	-	1993-72	105
D, W300-350 Pickup	1/2" Studs	1993-79	105
D, W300-350 Pickup	5/8" Flanged Studs	1993-79	300-350
D, W300-350 Pickup	5/8" Non-Flanged Studs	1993-79	200
Dakota, Durango	-	2003-94	85-115
Dakota, Durango	-	1993-87	85
Ram 1500 Pickup	-	2003-02	135
Ram 1500 Pickup	-	2001-94	80-110
Ram 2500 Pickup	-	2003-02	135
Ram 2500 Pickup	-	2001-94	120-150
Ram 3500 Pickup	-	2003-02	145
Ram 3500 Pickup	-	2001-94	130-160
Ram 50 Pickup	-	1993-87	87-101
Ramcharger	-	1993-79	105
<b>EAGLE</b>			
Medallion	-	1988	67
Premier	w/Aluminum Wheels	1992-89	80-100
Premier	w/Aluminum Wheels	1992-89	54-72
Summit	-	1996-89	65-80
Talon	-	1998-90	85-100
Vision	-	1997-93	95
<b>FORD</b>			
Aspire, Festiva, Probe	-	1997-88	65-87
Contour, Focus	-	2003-99	94
Contour, Focus	-	1998	85
Contour, Focus	-	1997-95	62

10

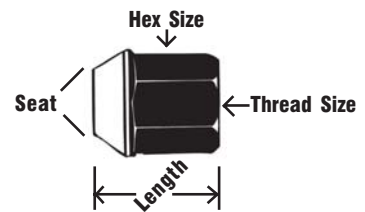
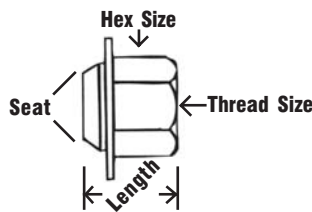
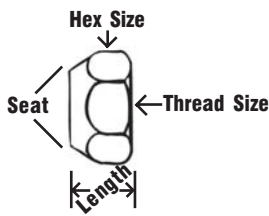
Wheel Nut Torque Specifications



## Wheel Nut Torque Specifications

Make/Model	Description	Years	Torque
<b>FORD (continued)</b>			
Crown Victoria, Country Squire, LTD	-	2003-84	85-105
Escort, EXP, ZX2	w/Aluminum Wheels	2003-02	74-100
Escort, EXP, ZX2	wo/Aluminum Wheels	2003-00	66-86.7
Escort, EXP, ZX2	-	1999-91	65-87
Escort, EXP, ZX2	-	1990-84	85-105
Mustang	-	2003-00	95
Mustang	-	1999-84	85-105
Taurus, Tempo	-	2003-00	95
Taurus, Tempo	-	1999-84	85-105
Thunderbird	-	2003-02	100
Thunderbird	-	1997-84	85-105
<b>FORD TRUCK</b>			
Aerostar, Bronco II, Explorer	-	2003-86	100
Bronco	-	1996-87	100
E Super Duty Van	10 Lug, 9/16"	2003-02	165
E150 Van	-	2003-75	100
E250 Van	8 Lug, 9/16"	2003-88	140
E350 Van	8 Lug, 9/16"	2003-88	140
Escape	-	2003-01	98
Excursion	-	2003-01	160
Excursion	-	2000	148
Expedition	-	2003-01	150
Expedition	19mm Hex	2000	100
Expedition	21mm Hex	2000	150
Expedition	-	1999-97	100
F Super Duty Pickup	10 Lug, 9/16"	2003-99	165
F Super Duty Pickup	10 Lug, 9/16"	1998-96	140
F150 Pickup	-	2003-01	150
F150 Pickup	19mm Hex	2000	100
F150 Pickup	21mm Hex	2000	150
F150 Pickup	-	1999-88	100
F250, F350 Pickup	8 Lug, 9/16"	2003-01	160
F250, F350 Pickup	8 Lug, 9/16"	2000-99	148
F250, F350 Pickup	8 Lug, 9/16"	1998-88	140
Ranger, Windstar	-	2003-87	100
<b>GEO</b>			
Metro	-	1998-91	45
Metro	-	1990-89	43
Storm	-	1993-90	86.5
<b>HONDA</b>			
All Models	-	2003-84	80
<b>HONDA TRUCK</b>			
CRV, Odyssey	-	2003-95	80
Element, Passport, Pilot	-	2003-94	87
<b>HUMMER</b>			
H1, H2	-	2003	140
<b>HYUNDAI</b>			
All Models	-	2003-90	65-80
<b>INFINITI</b>			
FX35, FX45	-	2003	72-87
G20	-	2002-99	87-108
G20	-	1996-91	72-87
G35	-	2003	72-87
I30, I35	-	2003-96	72-87
J30, M30	-	1997-90	72-87
M45	-	2003	72-87
Q45	-	2003-90	72-87
QX4	-	2003-97	87-108
<b>ISUZU</b>			
Amigo, Pickup	w/Aluminum Wheels	1995-92	80-94
Amigo, Pickup	wo/Aluminum Wheels	1995-92	58-87
Amigo, Pickup	w/Aluminum Wheels	1991	86.8
Amigo, Pickup	wo/Aluminum Wheels	1991	72.3
Amigo, Pickup	w/Aluminum Wheels	1990	80-94
Amigo, Pickup	wo/Aluminum Wheels	1990	58-87
Ascender	-	2003	80
Axiom, Oasis	-	2003-96	97
Hombre	-	2000-96	95
Rodeo	w/Aluminum Wheels	2003-91	87
Rodeo	wo/Aluminum Wheels	2003-91	65
Trooper, Vehicross	-	2002-93	87
Trooper, Vehicross	-	1992-84	58-87
<b>JEEP</b>			
Grand Cherokee, Grand Wagoneer	-	2003-94	85-115
Grand Cherokee, Grand Wagoneer	-	1993	80-110
Liberty, Wrangler	-	2003-94	85-115
Liberty, Wrangler	-	1993-90	80

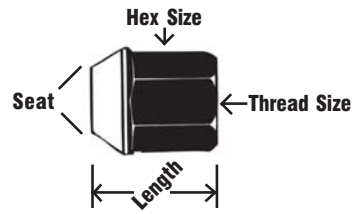
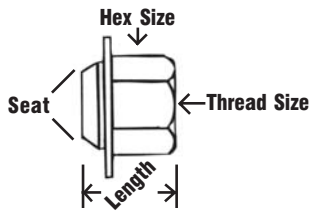
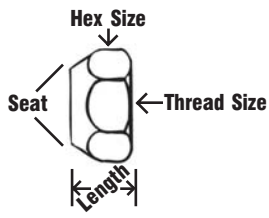
Make/Model	Description	Years	Torque
<b>KIA</b>			
Optima	-	2003-01	66-81
Rio, Sephia, Spectra, Sportage	-	2003-93	65-87
Sedona	-	2003-02	65-79
Sorento	-	2003	66-86
<b>LAND ROVER</b>			
Defender	-	1997-93	90-95
Discovery	-	2003-99	100-105
Discovery	-	1998-94	90-95
Freelander	-	2003-02	80-85
Range Rover	-	2003	103
Range Rover	-	2002-95	80-85
Range Rover	-	1994-87	90-95
<b>LEXUS</b>			
All Models	-	2003-90	76
<b>LEXUS TRUCK</b>			
GX470	-	2003	83
LX450	-	1997-96	76
LX470	-	2003-98	97
RX300	-	2003-99	76
<b>LINCOLN</b>			
Aviator	-	2003	100
Blackwood	-	2002	135-165
Continental	-	2003-00	95
Continental	-	1999-84	85-105
LS	-	2003-00	100
Mark Series, Town Car	-	1998-84	85-105
Navigator	-	2003-01	150
Navigator	19mm Hex	2000	100
Navigator	21mm Hex	2000	150
Navigator	-	1999-98	100
<b>MAZDA</b>			
6, 323, 626, 929	-	2003-88	65-87
B2200, B2600	w/Chrm Steel Whls	1993-86	87-108
B2200, B2600	wo/Chrm Steel Whls	1993-86	65-87
B2300, B3000, B4000	w/Chrm Steel Whls	2003-94	87-108
B2300, B3000, B4000	wo/Chrm Steel Whls	2003-94	100
B2500	-	2001-98	100
Miata	-	2003-90	65-87
Millenia	-	2002-95	65-94
MPV	-	2003-02	79-108
MPV	-	2001-96	66-86
MX-3, MX-6	-	1997-88	65-87
Navajo	-	1994-91	100
Protege, Protege 5	-	2003-90	65-87
RX-7	-	1995-88	65-87
Tribute	-	2003-01	83-114
<b>MERCEDES-BENZ</b>			
C, CLK, E, G, SL, SLK Class	-	2003-94	81
CL, M, S Class	-	2003-94	110
<b>MERCURY</b>			
Capri	-	1994-91	67-88
Colony Park, Grand Marquis, Marquis	-	2003-84	85-105
Cougar	-	2002-99	94
Cougar	-	1997-84	85-105
Lynx	-	1987-84	85-105
Marauder	-	2003	95
Mountaineer	-	2003-97	100
Mystique	-	2000-99	94
Mystique	-	1998	85
Mystique	-	1997-95	62
Sable, Topaz	-	2003-00	95
Sable, Topaz	-	1999-84	85-105
Tracer	-	1999-87	65-87
Villager	-	2002-93	80
<b>MITSUBISHI</b>			
3000GT	-	1999-91	87-101
Diamante	-	2003-92	65-80
Eclipse	-	2003-99	65-80
Eclipse	-	1998-90	87-101
Expo, Expo LRV	-	1995-92	65-80
Galant	-	2003-87	65-80
Lancer	-	2003-02	65-80
Mirage	-	2002-85	65-80
Montero, Montero Sport	-	2003-00	73-87
Montero, Montero Sport	-	1999	87-101
Montero, Montero Sport	-	1998-97	98-112
Montero, Montero Sport	-	1996-94	72-87



## Wheel Nut Torque Specifications

Make/Model	Description	Years	Torque
<b>MINI</b>			
<b>MINI (continued)</b>			
Montero, Montero Sport	-	1993	87-101
Montero, Montero Sport	-	1992-82	72-87
Outlander	-	2003	65-80
Pickup	-	1996-92	87-101
Pickup	-	1991-89	72-87
Precis	w/Aluminum Wheels	1994-87	57-72
Precis	wo/Aluminum Wheels	1994-87	51-58
Sigma	-	1990-89	65-80
Van, Wagon	-	1990-89	87-101
<b>NISSAN</b>			
200SX, 240SX	-	1998-89	72-87
200SX, 240SX	-	1988-85	87-108
300ZX	-	1996-84	72-87
350Z	-	2003	72-87
Altima, Altra EV, Axxess	-	2003-90	72-87
Frontier	-	2003-98	87-108
Maxima	-	2003-87	87
Murano	-	2003	72-87
NX	-	1993-91	72-87
Pathfinder	-	2003-87	87-108
Pickup	DRW	1997-87	166-203
Pickup	SRW	1997-87	87-108
Pulsar	-	1990-87	72-87
Quest	-	2002-93	72-87
Sentra, Stanza	-	2003-87	72-87
Van	-	1988-87	72-87
Xterra	-	2003-00	80
<b>OLDSMOBILE</b>			
All Models	-	2003-77	100
<b>PLYMOUTH</b>			
Acclaim, Sundance	-	1995-87	95
Breeze, Neon	-	2001-00	85-115
Breeze, Neon	-	1999	100
Breeze, Neon	-	1998-95	95
Colt	-	1994-83	65-80
Horizon	-	1990-84	95
Laser	-	1994-90	85-100
Prowler	-	2001-00	100
Vista	w/Aluminum Wheels	1994-84	65-80
Vista	wo/Aluminum Wheels	1994-84	50-57
Voyager, Grand Voyager	-	2000	85-115
Voyager, Grand Voyager	-	1999	100
Voyager, Grand Voyager	-	1998-84	95
<b>PONTIAC</b>			
6000, J2000, Sunbird, Sunfire	-	2003-82	100
Aztek	-	2003-01	100
Bonneville	-	2003-87	100
Firebird	-	2002-89	100
Grand Am	-	2003-85	100
Grand Prix	-	2003-89	100
LeMans	-	1993-89	65
Montana, Trans Sport	-	2003-90	100
Vibe	-	2003	76
<b>SAAB</b>			
9-3	-	2003-99	80
9-5	-	2003-99	80
900	w/Alloy Wheels	1998	85
900	wo/Alloy Wheels	1998	73
900	w/Alloy Wheels	1997-95	78-96
900	wo/Alloy Wheels	1997-95	67-81
900	-	1994	77-96
900	-	1993-88	80-90
9000	-	1998	88
9000	-	1997-94	77-92
9000	-	1993-88	80-90
<b>SATURN</b>			
Ion	-	2003	100
L, LS, LW Series	-	2003	100
L, LS, LW Series	-	2002-00	92
SC, SL, SW Series	-	2002-91	100
Vue	-	2003-02	100
<b>SUBARU</b>			
Baja	-	2003	65
DL, GL	-	1989-80	58-75

Make/Model	Description	Years	Torque
<b>SUBARU (continued)</b>			
Forester	-	2003-98	58-72
Impreza	Exc. WRX	2003	58-72
Impreza	WRX	2003	65.7
Impreza	-	2002-93	58-72
Justy	-	1994-87	58-72
Legacy	-	2003-90	58-72
Loyale	-	1994-90	58-72
Outback	-	2003-94	58-72
SVX	-	1997-92	72-87
<b>SUZUKI</b>			
Aerio	-	2003	62.6
Aerio	-	2002	61.5
Esteem	-	2002-95	61.5
Grand Vitara, Vitara	-	2003	73.7
Grand Vitara, Vitara	-	2002-01	72.5
Grand Vitara, Vitara	-	2000-99	69
Samurai	-	1994-91	58-79.5
Samurai	-	1990-85	37-57
Sidekick	-	1998-96	69
Sidekick	-	1995-89	58-79.5
Swift	-	2001-00	47.5
Swift	-	1999-95	36.5-57.5
Swift	-	1994-89	36.5-50.5
X-90	-	1998-96	69
<b>TOYOTA</b>			
Avalon	-	2003-95	76
Camry	-	2003-99	77
Camry	-	1998-86	76
Celica	-	2003-86	76
Corolla	-	2003-86	76
Cressida	-	1992-86	76
Echo	-	2003-00	76
Highlander	-	2003-01	76
Land Cruiser	-	2003-99	97
Matrix	-	2003	77
MR2	-	1995-86	76
MR2 Spyder	-	2003-00	76
Paseo	-	1999-92	76
Previa	-	1997-91	76
Prius	-	2003-01	76
Sienna	-	2003-98	76
Solara	-	2003-99	76
Supra	-	1998-86	76
Terrel	-	1998-86	76
Van, Van Wagon	-	1989-86	76
<b>VOLKSWAGEN</b>			
Beetle	-	2003-98	89
Cabrio	-	2002-99	89
Cabrio	-	1998-95	81
Cabrioleto	-	1995-88	81
Corrado	-	1995-90	81
Eurovan	-	1998-92	81
Fox	-	1993-88	81
Golf	-	2003-99	89
Golf	-	1998-88	81
Jetta	-	2003-99	89
Jetta	-	1998-88	81
Passat	-	2003-98	89
Passat	-	1997-88	81
Quantum	-	1988	81
Scirocco	-	1989-88	81
Transporter	-	1994-88	81
Vanagon	-	1991-88	81
<b>VOLVO</b>			
740, 760, 780 Series	-	1998-83	63
850, 940, 960 Series	-	1998-91	63
C70	-	2003-98	81
S40, V40	-	2003-00	81
S60, S80	-	2003-99	103
S70	-	2002-98	81
S90, V90	-	1998	63
V70	-	2003-01	103
V70	-	2000-98	81
XC70	-	2003	103



## Wheel Nut Covers



**611-601 Black**

Thread	Hex Size	Length
Push on	3/4"	1-1/8"



**611-602 Black**

Thread	Hex Size	Length
Push on	3/4"	23/32"



**611-603 Black**

Thread	Hex Size	Length
Push on	3/4"	1-1/8"



**611-604 Black**

Thread	Hex Size	Length
Push on	3/4"	1-13/32"



**611-605 Black**

Thread	Hex Size	Length
M24-2.0	19mm	29mm



**611-606 Gray**

Thread	Hex Size	Length
M24-2.0	19mm	29mm



**611-607 Black**

Thread	Hex Size	Length
M27-2.0	22mm	39.4mm



**611-608 Chrome**

Thread	Hex Size	Length
M24-2.0	19mm	45mm



**611-609 Black**

Thread	Hex Size	Length
M24-2.0	19mm	44mm



**611-610 Gray**

Thread	Hex Size	Length
M24-2.0	19mm	44mm



**611-611 Black**

Thread	Hex Size	Length
M27-2.0	21mm	40mm

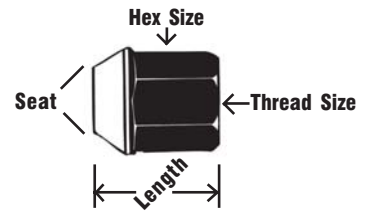
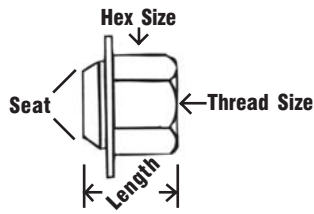
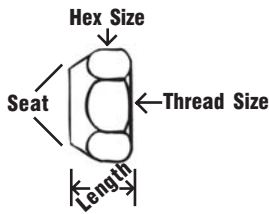


**611-612 Black**

Thread	Hex Size	Length
M24-2.0	19mm	40.5mm

10

Wheel Nut Covers



## Wheel Nut Covers



**611-613**      **Black**  
 Thread      Hex Size   Length  
 M27-2.0      22mm   39.5mm



**611-614**      **Black**  
 Thread      Hex Size   Length  
 M27-2.0      22mm   29mm



**611-615**      **Black**  
 Thread      Hex Size   Length  
 M24-2.0      19mm   32.5mm



**611-616**      **Black**  
 Thread      Hex Size   Length  
 M24-2.0      19mm   58.5mm



**611-617**      **Black**  
 Thread      Hex Size   Length  
 M24-2.0      19mm   35.5mm



**611-618**      **Black**  
 Thread      Hex Size   Length  
 M24-2.0      19mm   31.5mm



**611-619**      **Black**  
 Thread      Hex Size   Length  
 M24-2.0      19mm   37.5mm



**611-620**      **Black**  
 Thread      Hex Size   Length  
 M24-2.0      19mm   32.5mm



**611-621**      **Gray**  
 Thread      Hex Size   Length  
 M24-2.0      19mm   32.5mm



**611-622**      **Black**  
 Thread      Hex Size   Length  
 M27-2.0      22mm   45mm



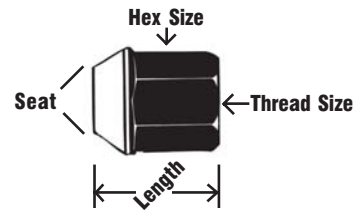
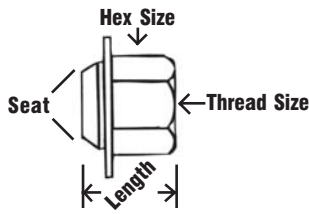
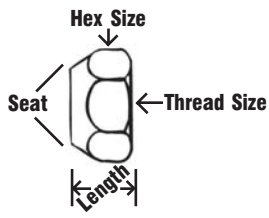
**611-623**      **Black**  
 Thread      Hex Size   Length  
 M27-2.0      22mm   35.5mm



**611-624**      **Grey**  
 Thread      Hex Size   Length  
 M24-2.0      19mm   31.5mm

All photos approximate actual size.

New Product Hotline - 800-336-3575



## Wheel Nut Covers (continued)

## Wheel Nut Cover Specification Chart by Part Number



**611-625 Black**

Thread	Hex Size	Length
Push on	22mm	31.51mm

Part Number	Thread	Hex Size	Length	Finish
611-601	Push on	3/4"	1-1/8"	Black
611-602	Push on	3/4"	23/32"	Black
611-603	Push on	3/4"	1-1/8"	Black
611-604	Push on	3/4"	1-13/32"	Black
611-605	M24-2.0	19mm	29mm	Black
611-606	M24-2.0	19mm	29mm	Gray
611-607	M27-2.0	22mm	39.4mm	Black
611-608	M24-2.0	19mm	45mm	Chrome
611-609	M24-2.0	19mm	44mm	Black
611-610	M24-2.0	19mm	44mm	Gray
611-611	M27-2.0	21mm	40mm	Black
611-612	M24-2.0	19mm	40.5mm	Black
611-613	M27-2.0	22mm	39.5mm	Black
611-614	M27-2.0	22mm	29mm	Black
611-615	M24-2.0	19mm	32.5mm	Black
611-616	M24-2.0	19mm	58.5mm	Black
611-617	M24-2.0	19mm	35.5mm	Black
611-618	M24-2.0	19mm	31.5mm	Black
611-619	M24-2.0	19mm	34.5mm	Black
611-620	M24-2.0	19mm	32.5mm	Black
611-621	M24-2.0	19mm	32.5mm	Gray
611-622	M27-2.0	22mm	45mm	Black
611-623	M27-2.0	22mm	35.5mm	Black
611-624	M24-2.0	19mm	31.5mm	Grey
611-625*	Push-On	22mm	31.51mm	Black

\* NEW!

10

Wheel Nut Covers

## GM Brake Codes

### GM BRAKE SYSTEM IDENTIFICATION GUIDE

On some General Motors cars and trucks, the brake system option code must be determined in order to identify the proper part number required.

This Brake System Option Code can be found on the "Service Parts Identification" sticker located in the following places:

- Passengers Cars—inside trunk on spare tire cover or inside the console glove compartment.
- Light Trucks—inside glove compartment.
- Vans—underneath hood or glove compartment.

Example:

Service Parts Identification													DO NOT REMOVE		
1G1AW1422F61ABC95															
AB3	A01	A52	B3W	B9K	C60	D14	D35	D71	E5Z	E7Z	E9Z	FA7	FA8	F17	
GB2	GB3	G92	<b>JA2</b>	K64	LR8	MD9	MX1	NA5	NK5	OKL	QFF	TR9	T63	UL5	
U25	U26	U27	U28	U29	VK3	V73	YT9	1AY	6JX	62D	62I	62L	62U	629	
7JW	SNU	9NU													

Bold : Brake System Option Code

The charts below will also assist you in determining the brake system option code:  
1983-82 GM A-Body Brake Systems

- On some GM vehicles the gross vehicle weight can be used to better determine the type of brake system the vehicle is equipped with.
- Vehicle gross weight is on certification label on inside of driver's door.

GVW	BRAKE SYSTEM
Under 1670 KG	JA-6 Extra Light, Manual Brakes
1670 KG to 1784 KG	JA-1 Light Duty w/power brakes
1784 KG to 1815 KG	JA-8 Medium Duty w/power brakes
1815 KG to 2000 KG	JA-2 Heavy Duty w/power brakes
	JA-3 Wagon w/power brakes